FORMA DO 1ºPAVIMENTO

QUANTITATIVOS DE MATERIAIS		
ELEMENTO	ÁREA DE FORMA (m2)	VOLUME DE CONCRETO (m3)
VIGAS	665	55
LAJES	103	13
PILARES	–	–
TOTAL	768	68

Observacoes:

1. Todas as medidas estão em cm, prevalecem sobre o desenho e deverão ser conferidas na obra.
2. Espessura das lajes maciças indicadas em planta.
3. Cargas de projeto consideradas:
   3.1. Alvenaria de blocos cerâmicos e=15 cm – q=0,18 tf/m2
   e=25 cm – q=0,3 tf/m2
   3.2. Sobrecarga de utilização: escadas = 0.30 tf/m2
   3.3. Concreto armado = 2.5 tf/m3
4. Materiais : Concreto Fck 30 MPa
   Ec,sec=26.070 MPa
   FATOR ÁGUA/CIMENTO < 0.55
   Aco: CA-60 / CA-50

ESCADAS/PLANTA

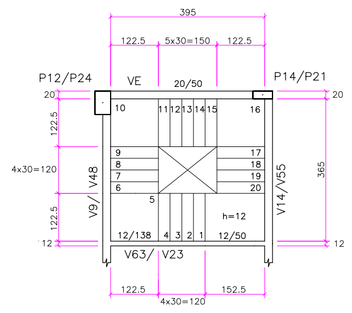

ESCADAS/ELEVAÇÕES

LANCE 1

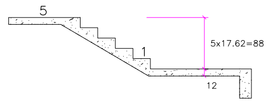

LANCE 3

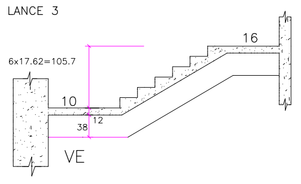

LANCE 4

ELEVAÇÃO V63/V23 – 12/138/50

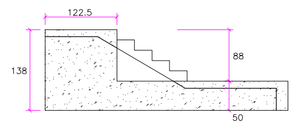

LANCE 2

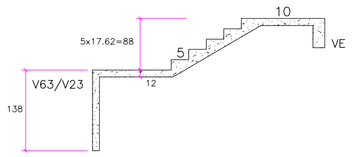

VE 20/50

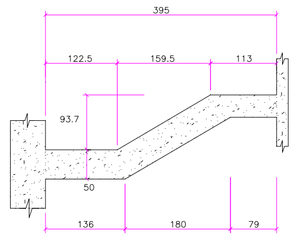

ELEVAÇÃO A/A

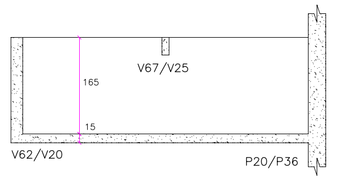

DETALHE

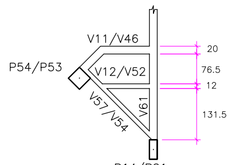

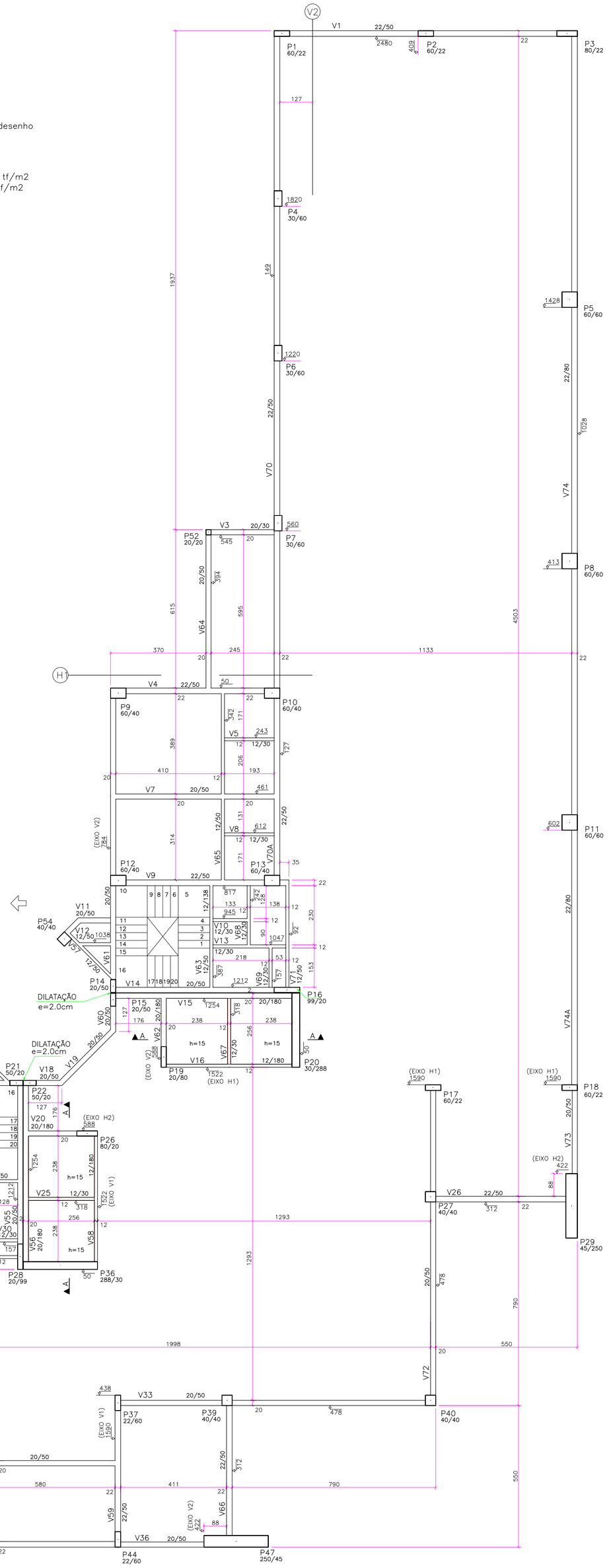

ARMAÇÃO DAS LAJES E ESCADA

ARMAÇÃO DAS LAJES

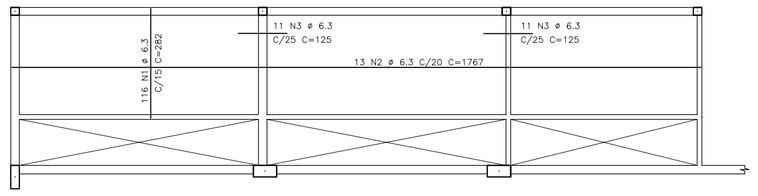

ARMAÇÃO DAS LAJES DE FUNDO (2x)

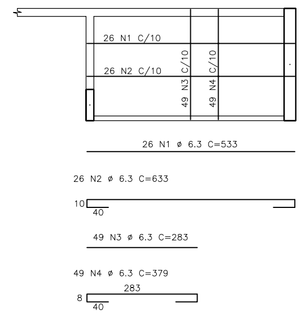

EMENDAS DE BARRAS:

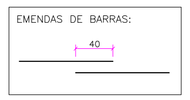

RESUMO DA ARMAÇÃO/LAJES

ø 6.3mm CA-50	291 kg

RESUMO DA ARMAÇÃO/ESCADAS

ø 5.0 mm CA-60	32 kg
ø 6.3 mm CA-50	18 kg
ø 8.0 mm CA-50	64 kg
ø 10.0mm CA-50	22 kg
ø 12.5mm CA-50	272 kg
TOTAL	408 kg

ESCADAS/ARMAÇÃO

LANCE 1

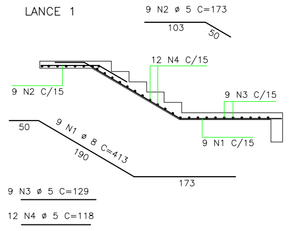

LANCE 2

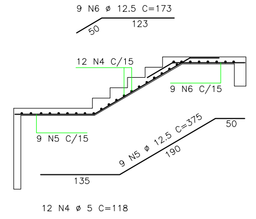

LANCE 3

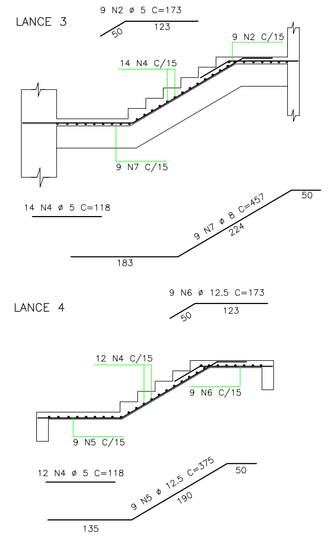

LANCE 4

VE 20/50

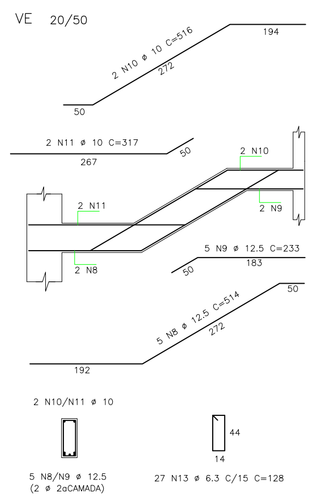

OBSERVAÇÃO:

ALTERAÇÃO	DATA	REVISÃO	ASSUNTO

PROPLAN PLANEJAMENTO DE PROJETOS

R. Cursino Amarante, 988, Duque de Caxias, Cuiabá / MT , CEP.78.045–330
fone / fax: (65) 3322 – 3669 aquatro@aquatroprojetos.com
www.aquatroprojetos.com

PROJETO EXECUTIVO

PROJETO DE ESTRUTURA DE CONCRETO ARMADO

Proprietário: UNIRIO - UNIVERSIDADE FEDERAL DO ESTADO DO RIO DE JANEIRO

Local: AV. PAUSTER, 458, URCA, RIO DE JANEIRO-RJ

Autor do Projeto:
LÚCIO ROBERTO DE ALMEIDA
ENGENHEIRO CIVIL/ CREA 2910/D MT

Co-autores do Projeto:
ANDRÉ LUIZ S.RAMOS
ENGENHEIRO CIVIL/ CREA 3646/D MT
MÁRIO ANDRÉ DE AMORIM PALMA
ENGENHEIRO CIVIL/ CREA 1208557777

Responsável Técnico:

Assunto: FORMA DO 1ºPAVIMENTO

CONCRETO: Fck 30 MPa A/C < 0.55

Folha: FORMA 01

1 forma01	ESC	PROJETO DE ESTRUTURA DE CONCRETO ARMADO
	SEM	FORMA 1ºPAVIMENTO